

OPEN A PERSONAL ACCOUNT

If you encounter any problems while following this procedure, please contact us for assistance at support@silverbullion.com.sg or call us at [+65 6100-3040](tel:+6561003040), [+1 \(848\) 285-5466](tel:+18482855466) (US callers), [+44 114 697 7458](tel:+441146977458) (UK callers), [+31 970 102 57458](tel:+3197010257458) (EU callers), [+61 480 097 458](tel:+61480097458) (AU callers).

If you have an existing Silver Bullion Account, you can create another account by following the [MULTI-ACCOUNT GUIDE](#).

If you are a NEW USER, you may Sign-Up for a Silver Bullion Account by visiting our Singapore retail store or online by following the steps below.

THE STEPS:

Step 1

Go to our website at WWW.SILVERBULLION.COM.SG

The screenshot shows the Silver Bullion website homepage. The browser address bar displays <https://www.silverbullion.com.sg>. The website header includes the Silver Bullion logo, the tagline "Truly Secure Your Wealth™", and navigation links for "Retail Shop", "SBTV", and "Silver Bullion Singapore". A shopping cart icon shows "0" items, and there are "Sign Up" and "Log In" buttons. The main navigation menu includes "Home", "Precious Metals", "Electric Vehicle Metals", "Storage", "Testing", "P2P Loans", "Resources", and "About Us". The main content area features a large banner for "SILVER STACKER PROMO" with a "BUY NOW" button. The banner displays two silver bars and text: "FROM 4 OCT - 31 OCT", "1000oz LBMA Silver Bars", and "USD 0.55/oz over spot". To the right of the banner, there is a "Wir Sprechen Deutsch" section with a contact email sales@silverbullion.com.sg and a "DOWNLOAD OUR PRODUCTS AND SERVICES GUIDE" button. Below this, there is a "Best P2P Loan Rates (p.a.)" section with a table of borrowing and lending rates.

Best P2P Loan Rates (p.a.)	
Borrowing Request:	Lending Offer:
4.00% p.a.	3.25% p.a.
(24 months USD)	(1 months USD)

Step 2

Click on **SIGN UP | LOG-IN** button (top right corner of the page) then click **SIGN UP** for new customers

NEW CUSTOMER

New to Silver Bullion? Sign up as a Silver Bullion user to start buying and storing bullion today.

SIGN UP

LOG IN

Username or e-mail

Password

Forgot your password?

LOG IN



PRODUCTS AND SERVICES GUIDE
Best P2P Loan Rates (p.a.)
Borrowing Request: 4.00% p.a. (24 months USD)
Lending Offer: 3.25% p.a. (1 months USD)

Step 3

Select the type of account you wish to open. Learn more about the types of accounts HERE.

- Home Precious Metals Electric Vehicle Metals Storage Testing P2P Loans Resources About Us

SIGN UP AS A SILVER BULLION USER

Grid of account types: Personal Account, Joint Account, Trust Account, Joint Account with a Minor, Business Account, Retirement Account.

Opening a Joint Account? Click HERE.

Opening a Business/Company Account? Click HERE.

Opening a Trust Account? Click HERE.


Opening an IRA or Superannuation Account? Click HERE.

Step 4

Fill in your basic information, mobile number, and email in the respective field. We will use this to send you important communications like transaction confirmation. Your mobile number can be used to activate two-factor authentication (2FA) to increase your account security.

SIGN UP AS A SILVER BULLION USER









Back



Personal Account

An account registered in the name of an individual and with that individual being the sole beneficiary of the account.

Basic information

<div style="margin-bottom: 5px;"> <input style="width: 95%;" type="text" value="Mr."/></div> <div style="margin-bottom: 5px;"> <input style="width: 95%;" type="text" value="John"/></div> <div style="margin-bottom: 5px;"> <input style="width: 95%;" type="text" value="Doe"/></div> <div style="margin-bottom: 5px;"> <input style="width: 95%;" type="text" value="United States (+1)"/></div> <div style="margin-bottom: 5px;"> <input style="width: 95%;" type="text" value="12345678987"/></div> <div style="margin-bottom: 5px;"> <input style="width: 95%;" type="text" value="john.doe@johndoe.com"/></div>	<div style="margin-bottom: 5px;"> <input style="width: 95%;" type="text" value="United States"/></div> <div style="margin-bottom: 5px;"> <input style="width: 95%;" type="text" value="USD - US Dollar"/></div>
--	---

Step 5

Fill in your nationality and preferred currency. We will use this nationality information to activate some asset protection functions in your account, like the [NATIONALIZATION EVENT PROTECTION](#) feature.

Pro-Tip: Preferred currency ensures that products are priced at that currency every time you log-in to your account. The preferred currency can always be changed in your account profile.

Step 6

Fill in your username and password. This is case-sensitive. You'll need to remember it to log into your account in the future.

User Name


- Username characters may include letters, numbers and the special characters (at sign(@), underscore(_), hyphen(-) and dollar(\$))
- Username length should be between 5 and 20

Password

- Password needs to be at least 8 characters
- Add at least a number or a special character on your password
- At least one lowercase on your password

How did you find out about us?

- Send me newsletters and keep me updated with everything Gold and Silver.
 - I want to receive customer notifications via encrypted secure notification.
- [About encrypted secure notifications](#)



Accept & Create By creating an account, I understand, accept and agree to the terms and conditions in [Silver Bullion User Agreement](#).

Step 7

Select the references on how you find out about us. If we are running a promotion with your referrer organization, your account will receive the promotional offer.

Step 8

Tick the relevant selection is you wish to subscribe to our monthly newsletter and if you want to activate the encrypted secure notifications in your account. Subscribing to your newsletter ensures you are regularly updated about the latest news on precious metals and wealth protection as well updates on our ongoing promotional offers.

Pro-Tip: If you enabled the encrypted secure notifications, you would only receive generic notification e-mails that you have a message from us. To read the actual message, you would need to log-in to your account with us.

Step 9

Click **ACCEPT & CREATE** to complete the account creation process.

Step 10

(OPTIONAL) Upgrade to a S.T.A.R. Storage Account for FREE to access other exclusive services. Got to [UPGRADING TO S.T.A.R. STORAGE](#) for the step-by-step guide.

WHAT HAPPENS NEXT?

You should receive an acknowledgment on the screen that your account has been opened. Your account is immediately operable but will only be allowed to purchase for over-the-counter collection.

Access to all of the other services (e.g., bullion storage, gold savings account, secured peer-to-peer loans) requires a verified S.T.A.R. Storage Account. Upgrade to a S.T.A.R. Storage Account for FREE by following this guide [UPGRADING TO S.T.A.R. STORAGE](#).